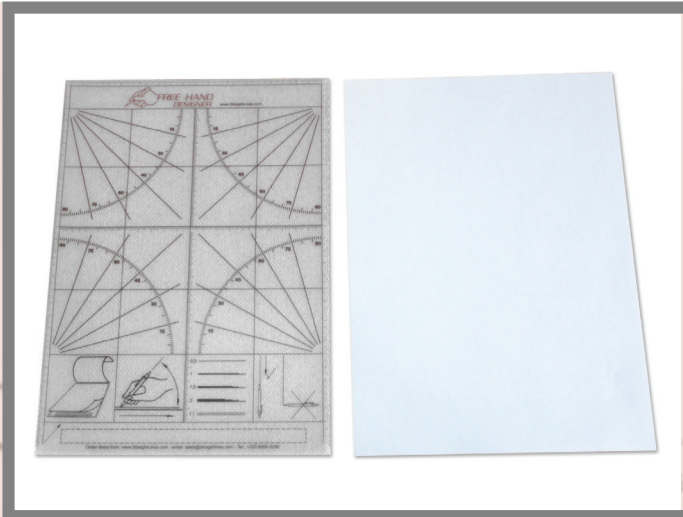





DRAW PERFECT STRAIGHT LINES TOTALLY FREEHAND!

THE PROTRACTOR VERSION FREEHAND DESIGNER ALSO ENABLES
YOU TO DRAW PRECISE ANGLES



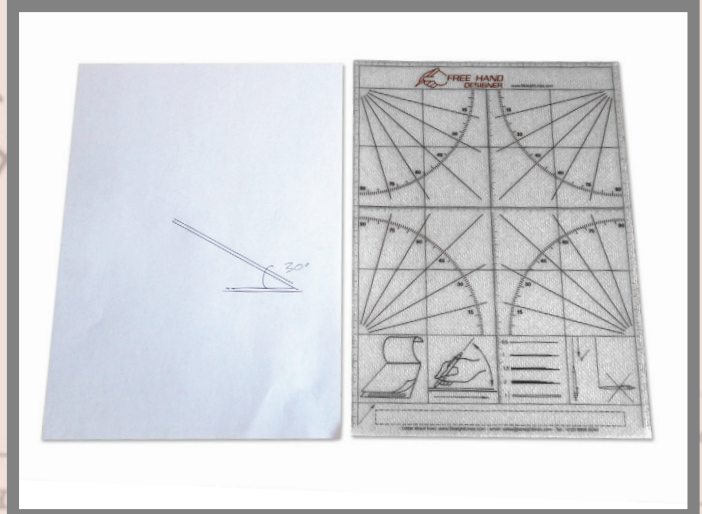
Place a regular sheet of paper on top of the
Freehand Designer.



If you lay your paper on square, then all your
lines will be horizontal or vertical.



If you wanted to draw an exact angle at 30° , then
position the edge of the paper on the 30° line on
the 'Freehand Designer'. Then draw a line down
the page. Remove the page and set square.



Remove the page and set square, that line is now at 30° .

If you want to take notes or draw non straight lines, apply less pressure, so the point of your pen
or pencil overrides the grooves in the 'FREEHAND DESIGNER'.

Great for a quick neat professional sketch or survey first time, everytime.

Protractor style Freehand Designers available in metric A4 and US Letter size $8\frac{1}{2}$ " x 11" versions.